



2003 Big West Baseball



Big West Conference - 2 Corporate Park, Suite 206, Irvine, CA 92606

Information Director: Mike Villamor Assistant Info. Director: Chris Ramos

For more information - Phone: (949) 261-2525 Fax: (949) 261-2528 email: mvillamor@bigwest.org, cramos@bigwest.org

Website Address: www.bigwest.org

Final Release - June 24, 2003

2003 Standings

	Conference			Overall						
	W	L	Pct.	W	L	T	Pct.	Hm	Rd	Neut.
\$*Long Beach State	16	5	.762	41	20	0	.672	25-10	16-10	0-0
^\$Cal State Fullerton	15	6	.714	50	16	0	.774	32-3	16-11	2-2
\$UC Riverside	14	7	.667	41	17	0	.707	26-4	14-12	1-1
Cal Poly	9	12	.429	27	28	1	.491	11-9	12-17	4-2-1
UC Irvine	8	13	.381	21	35	0	.375	10-17	11-18	0-0
UC Santa Barbara	8	13	.381	25	28	0	.472	17-12	7-15	1-1
Cal State Northridge	8	13	.381	14	42	0	.250	8-13	4-24	2-5
Pacific	6	15	.278	27	27	0	.500	21-14	6-13	0-0

* Big West Champion

\$ NCAA Regional Berth

^Advanced to College World Series

Cal State Fullerton's Trip to Omaha Caps Stellar Big West Season

Cal State Fullerton capped off the 2003 Big West season with its 12th appearance in the College World Series. The Titans were one win away from advancing to the championship series, going 2-2 and finishing tied for third overall. CSF's 50 wins marked the seventh time in program history it has reached the plateau. The Titans started their run, sweeping through regional play, 3-0, at Goodwin Field. In the Super Regional also at Cal State Fullerton, the Titans battled against Arizona State in a best-of-three series, splitting the first two games. In game three, however, CSF held down the potent Sun Devil offense to one run for the second time in the series and advanced to Omaha.

Long Beach State had one of its best seasons ever in 2003. The 49ers captured its sixth regular season Big West title. LBSU hosted a regional at home for the first time ever in school history and didn't disappoint, going 3-0. Long Beach State joined Cal State Fullerton as the first Big West tandem to advance to Super Regional play in the same season since the format was introduced in 1999. Long Beach State's season came to an end at Stanford, being edged in two games by the Cardinal.

For the third straight season the Big West had three teams advance to postseason play. UC Riverside surprised many finishing with 41 victories and became the first sport in school history to reach Division I postseason. The 41 wins also gave the conference three 40-plus win teams since 1994. The Highlanders capped off a great run that included a sweep over then-No. 1 Cal State Fullerton during the regular season with a 1-2 record at the Stanford Regional. UCR defeated Richmond in its first postseason game ever, 10-8. The Highlanders fell in consecutive games against Stanford and a rematch against Richmond to conclude their season.

College World Series Schedule

Bracket One

(LSU, Cal State Fullerton, Stanford, South Carolina)

Friday, June 13

South Carolina 0 vs. Stanford 8

Cal State Fullerton 8 vs. LSU 2

Sunday, June 15

South Carolina 11 vs. LSU 10

Stanford 5 vs. Cal State Fullerton 6

Tuesday, June 17

South Carolina 6 vs. Stanford 13

Wednesday, June 18

Cal State Fullerton 3 vs. Stanford 5

Thursday, June 19

Cal State Fullerton 5 vs. Stanford 7 (10 inn.)

Bracket Two

(Texas, Miami (Fla.), Rice, SW Missouri State)

Saturday, June 14

SW Missouri State 2 vs. Rice 4

Texas 13 vs. Miami (Fla.) 2

Monday, June 16

SW Missouri State 5 vs. Miami (Fla.) 7

Rice 12 vs. Texas 2

Tuesday, June 17

Miami (Fla.) 1 vs. Texas 5

Wednesday, June 18

Rice 5 vs. Texas 4

Championship Series

Saturday, June 21


Rice 4 vs. Stanford 3 (10 inn.)

Sunday, June 22

Rice 3 vs. Stanford 8


Monday, June 23









Rice 14 vs. Stanford 2




2003 College World Series

Rosenblatt Stadium • Omaha, Neb.



 TEXAS  MIAMI (FLA.)  RICE  SW MISSOURI STATE	 LSU  CS FULLERTON  STANFORD  SOUTH CAROLINA
--	---



****RICE****

Championship Series
Best of Three

STANFORD

2003 Big West All-America Honorees

Baseball America

First Team

Jered Weaver LBSU RHP

Second Team

Abe Alvarez LBSU LHP

USA Today/Sports Weekly

Second Team

Shane Costa CSF OF

Jered Weaver LBSU SP

Collegiate Baseball

First Team

Jered Weaver LBSU RHP

Second Team

Abe Alvarez LBSU LHP

Shane Costa CSF OF

Third Team

Chad Cordero CSF RHP

ABCA

First Team

Jered Weaver LBSU RHP

Second Team

Abe Alvarez LBSU LHP

Chad Cordero CSF RHP

Third Team

Shane Costa CSF OF

NCBWA

First Team

Jered Weaver LBSU RHP

Third Team

Shane Costa CSF OF

Jason Windsor CSF RHP

Chad Cordero CSF RHP

College Baseball Insider

First Team

Shane Costa CSF OF

Jered Weaver LBSU RHP

Second Team

Abe Alvarez LBSU LHP

Honorable Mention

Ryan Harvey UCR OF

Chad Cordero CSF RHP

Freshman All-America

Baseball America

First Team

Danny Dorn CSF OF

Justin Turner CSF 2B

Second Team

Dustin Miller CSF RHP

Collegiate Baseball

Dustin Miller CSF RHP

Ryan Schreppel CSF LHP

Justin Turner CSF INF

Troy Tulowitzki LBSU INF

Danny Dorn CSF OF

John Bowker LBSU OF

Mark Wagner UCI OF

News and Notes

Weaver, Alvarez Form Conference's Top 1-2 Punch: Long Beach State pitchers Abe Alvarez and Jered Weaver formed one of the best 1-2 pitching tandem in the nation this season. The duo was the first to earn conference co-pitchers of the year in collegiate baseball history. Alvarez became the first Big West pitcher to earn multiple pitcher of the year honors, earning the first last season. Weaver was honored as a first-team All-American by five publications, while Alvarez was a second-team All-American in four of those publications. The duo combined to go 25-6 with 246 strikeouts and just 51 walks. Weaver took home the Big West ERA crown with a 1.96 mark, while Alvarez finished third with a 2.35 ERA.

Cal State Fullerton's Costa Enters Big West Record Books: Outfielder Shane Costa collected 28 doubles this season to place him second on the all-time Big West single-season list. The junior, who was a second-round MLB selection in the draft, finished one double shy of tying the conference single-season record. In his three years at Fullerton, Costa hit 63 doubles, which is tied for third-most all-time in Big West history. His 11 career triples ties him for eighth all-time in conference history. Shane Costa, who led the league in doubles, RBI (59) and hits (101) was named Big West Player of the Year.

Cal Poly Combines for No-Hitter: Cal Poly's Garrett Olson and Tony Saipe combined to throw the first no-hitter in school history since 1971 and first since moving to Division I in 1995. The no-hitter is also believed to be (records not complete) the first combined in Big West history. Freshman lefty Garrett Olson no-hit Southern Utah through the first 7.1 innings in the second game of a double-header. Sophomore right-hander Tony Saipe came relief to preserve the no-hitter the rest of the way. If holding the Thunderbirds hitless wasn't tough enough, the Cal Poly duo had to battle 40-degree weather, 25-mph winds and slight snow flurries throughout the ballgame. The Mustangs allowed six baserunners through the game, five walks and one on an error.

Four Big West Players Selected in First Two Rounds of Major League Baseball Draft: The Big West had 28 players selected over two days of the Major League Baseball First-Year Player Draft, with Cal State Fullerton's Chad Cordero the conference's first player taken. The Titan closer, who finished second all-time in the Big West in saves (34), was the 20th overall selection by the Montreal Expos. Cordero became the ninth Fullerton player ever to be selected in the first round and the first since right-hander Adam Johnson was grabbed by the Minnesota Twins in the 2000 draft. Cal State Fullerton led all Big West schools with 11 selections, including outfielder Shane Costa, who was taken in the second round by the Kansas City Royals. Long Beach State was second among Big West schools with seven draftees, including Abe Alvarez. The junior lefty was picked in the second round by the Boston Red Sox. Team-mate catcher Todd Jennings was also a second-round selection, chosen by the San Francisco Giants. In total, five Big West players were selected in the first five rounds. The most Big West players taken in one round was the eighth, when Sergio Silva (UOP), Darric Merrell (CSF), Bo Ashabraner (LBSU) and Tim Hutting (LBSU) were selected.

2003 Big West MLB Draftees

Player	School	Rd.	Pick	Club
Chad Cordero	CSF	1st	20th	Montreal Expos
Shane Costa	CSF	2nd	42nd	Kansas City Royals
Abe Alvarez	LBSU	2nd	49th	Boston Red Sox
Todd Jennings	LBSU	2nd	55th	San Francisco Giants
Wes Littleton	CSF	4th	106th	Texas Rangers
Randy Blood	UCR	6th	167th	Colorado Rockies
Matt Vasquez	UCSB	7th	190th	Detroit Tigers
Kyle Boyer	CSF	7th	193rd	Chicago Cubs
Sergio Silva	UOP	8th	225th	Pittsburgh Pirates
Darric Merrell	CSF	8th	227th	Colorado Rockies
Bo Ashabraner	LBSU	8th	228th	Cleveland Indians
Tim Hutting	LBSU	8th	243rd	San Francisco Giants
Adam Heether	LBSU	11th	309th	Milwaukee Brewers
Justin Smyres	CSF	11th	311th	San Diego Padres
Carlos Muniz	LBSU	13th	379th	New York Mets
Sean Martin	CSF	14th	423rd	San Francisco Giants
Ryan Harvey	UCR	19th	559th	New York Mets
Leo Rosales	CSN	20th	581st	San Diego Padres
Scott Anderson	CP	20th	587th	Colorado Rockies
Richie Burgos	CSF	22nd	640th	Detroit Tigers
Chad Ziemendorf	UCSB	23rd	681st	Cincinnati Reds
Pat Breen	CP	28th	830th	Toronto Blue Jays
Jason Corapci	CSF	29th	869th	Houston Astros
Tony Festa	UCR	29th	876th	Arizona Diamondbacks
Sean Thompson	UCSB	35th	1042nd	Chicago White Sox
Nick Lovato	CSF	37th	1103rd	Florida Marlins
Mike Martinez	CSF	44th	1318th	New York Yankees
Mike Hofius	LBSU	46th	1366th	Seattle Mariners

All-Time Big West Postseason Results**1970 NCAA District 8**

Santa Clara 4, Long Beach State 3
Santa Clara 12, Long Beach State 4

1971 NCAA District 8

San Jose State def. Santa Clara
Santa Clara 5, San Jose State 0
Santa Clara 3, San Jose State 1

1972 NCAA District 8

Santa Clara 4, UC Santa Barbara 1
UC Santa Barbara 8, Santa Clara 2
UC Santa Barbara 6, Santa Clara 5
USC 9, UC Santa Barbara 5
USC 13, UC Santa Barbara 6

1973 NCAA District 8

USC 4, Cal State LA 3
USC 13, Cal State LA 5

1974 NCAA District 8

USC 9, Cal State LA 2
Cal State LA 7, USC 6
USC 11, Cal State LA 9

1975 NCAA West Regional (Los Angeles, Calif.)

Cal State Fullerton 3, USC 1
Cal State Fullerton 2, Pepperdine 1
Pepperdine 5, Cal State Fullerton 4
Cal State Fullerton 6, Pepperdine 4

1975 College World Series

Arizona State 5, Cal State Fullerton 3
Oklahoma 11, Cal State Fullerton 4

1976 NCAA West Regional (Pullman, Wash.)

Cal State Fullerton 7, Northern Illinois 1
Washington State 5, Cal State Fullerton 1
Cal State Fullerton 11, Pepperdine 3
Cal State Fullerton 13, Washington State 1
Washington State 7, Cal State Fullerton 2

1985 NCAA West Regional (Fresno, Calif.)

Fresno State 7, California 6
Arizona 6, Fresno State 0
Fresno State 12, BYU 8
Arizona 10, Fresno State 3

1986 NCAA West Regional (Westwood, Calif.)

UC Santa Barbara 11, Loyola Marymount 5
Hawai'i 8, UC Santa Barbara 6
Loyola Marymount 14, UC Santa Barbara 6

1987 NCAA South II Regional (New Orleans, La.)

Southern 1, Cal State Fullerton 0
Cal State Fullerton 4, Tulane 0
Cal State Fullerton 11, Louisiana Tech 0
LSU 7, Cal State Fullerton 3

1987 NCAA West Regional (Stanford, Calif.)

Wichita State 4, UC Santa Barbara 3
Stanford 12, UC Santa Barbara 5

1988 NCAA West I Regional (Fresno, Calif.)

Fresno State 10, Minnesota 8 (10)
Fresno State 9, BYU 4
USC 18, Fresno State 17
Fresno State 7, Washington State 6
Fresno State 17, USC 12
Fresno State 14, USC 3

1988 NCAA West II Regional (Tempe, Ariz.)

Central Michigan 10, UNLV 7
UNLV 2, Evansville 1
Arizona State 27, UNLV 8

1988 NCAA South Regional (Starkville, Miss.)

Cal State Fullerton 6, Missouri 3
Cal State Fullerton 5, Mississippi State 1
Cal State Fullerton 5, Mississippi State 3 (12)
Cal State Fullerton 6, Texas A&M 3

1988 College World Series

Stanford 10, Fresno State 3
Cal State Fullerton 9, Miami (Fla.) 3
Miami, Fla. 8, Fresno State 4 (12)
Cal State Fullerton 5, Stanford 3
Stanford 4, Cal State Fullerton 1
Stanford 9, Cal State Fullerton 5

1989 NCAA West I Regional (Tucson, Ariz.)

Long Beach State 14, Hawai'i 7
Long Beach State 11, Oklahoma 4
Long Beach State 10, Arizona 6
Long Beach State 10, Arizona 3

1989 NCAA West II Regional (Fresno, Calif.)

Fresno State 9, Notre Dame 8
Michigan 5, Fresno State 3
Fresno State 11, Notre Dame 4
Wichita State 6, Fresno State 4

1989 NCAA Central Regional (College Station, Texas)

LSU 12, UNLV 10
UNLV 13, Jacksonville 2
LSU 13, UNLV 8

1989 College World Series

Texas 7, Long Beach State 1
LSU 8, Long Beach State 5

1990 NCAA West I Regional (Stanford, Calif.)

Fresno State 3, Southern Illinois 2
San Diego State 8, Fresno State 4
Southern Illinois 3, Fresno State 1

1990 NCAA West II Regional (Tempe, Ariz.)

Oklahoma State 7, UC Santa Barbara 2
Pennsylvania 5, UC Santa Barbara 3

1990 NCAA Central Regional (Austin, Texas)

Cal State Fullerton 16, Old Dominion 3
Cal State Fullerton 6, Creighton 3
Cal State Fullerton 5, Texas 2
Cal State Fullerton 3, Texas 0

1990 College World Series

Oklahoma State 14, Cal State Fullerton 4
Citadel 8, Cal State Fullerton 7 (12)

1991 NCAA West II Regional (Fresno, Calif.)

Fresno State 7, Cal State Northridge 2
Fresno State 4, Stanford 2
Fresno State 7, Stanford 5
Cal State Northridge 6, Fresno State 2
Fresno State 6, Cal State Northridge 5

1991 NCAA Central Regional (Austin, Texas)

Long Beach State 6, So. Mississippi 5 (11)
Long Beach State 7, Oklahoma State 5
Long Beach State 17, Texas 10
Oklahoma State 12, Long Beach State 8
Long Beach State 8, Oklahoma State 4

1991 College World Series

Fresno State 6, Florida State 3
Wichita State 8, Long Beach State 5
LSU 15, Fresno State 3
Long Beach State 12, Clemson 11
Florida 2, Fresno State 1
Creighton 13, Long Beach State 4

1992 NCAA Central Regional (Austin, Texas)

Long Beach State 7, SW Louisiana 6
Long Beach State 5, Creighton 2
Texas 9, Long Beach State 1
Virginia Commonwealth 16, Long Beach State 6

1992 NCAA South I Regional (Baton Rouge, La.)

Cal State Fullerton 3, Ohio State 2
Cal State Fullerton 8, Tulane 0
Cal State Fullerton 11, LSU 0
Cal State Fullerton 13, Ohio State 1

1992 NCAA West Regional (Tucson, Ariz.)

Pepperdine 5, Fresno State 4 (10)
Washington 4, Fresno State 3

1992 College World Series

Cal State Fullerton 7, Florida State 2
Miami, Fla. 4, Cal State Fullerton 3
Cal State Fullerton 6, Florida State 0
Cal State Fullerton 7, Miami, Fla. 5
Cal State Fullerton 8, Miami, Fla. 1
Pepperdine 3, Cal State Fullerton 2

1993 NCAA East Regional (Tallahassee, Fla.)

Long Beach State 11, Central Florida 6
Long Beach State 2, Mississippi State 1
Long Beach State 4, Florida State 1
Long Beach State 13, Notre Dame 3

1993 NCAA Central II Region (Austin, Texas)

Cal State Fullerton 11, Maine 5
USC 5, Cal State Fullerton 2
Cal State Fullerton 2, McNeese State 0
USC 5, Cal State Fullerton 2

1993 College World Series

LSU 7, Long Beach State 1
Long Beach State 6, Kansas 1
Long Beach State 6, Texas A&M 2
Long Beach State 10, LSU 8
LSU 6, Long Beach State 5

1994 NCAA Midwest I Region (Stillwater, Okla.)

Cal State Fullerton 11, Northwestern State 3
Cal State Fullerton 4, Texas Christian 1
Oklahoma State 13, Cal State Fullerton 11
Cal State Fullerton 12, Memphis 5
Cal State Fullerton 6, Oklahoma State 5 (10)

1994 NCAA Midwest II Region (Wichita, Kan.)

Washington 10, Long Beach State 4
Long Beach State 16, Connecticut 9
Long Beach State 6, Santa Clara 3
Washington 6, Long Beach State 2

1994 NCAA Central Regional (Austin, Texas)

Nevada 11, UT-San Antonio 8
Texas 16, Nevada 6
Arkansas State 4, Nevada 2

1994 College World Series

Georgia Tech 2, Cal State Fullerton 0
Cal State Fullerton 20, Louisiana State 6
Cal State Fullerton 10, Florida State 3
Georgia Tech 3, Cal State Fullerton 2

1995 NCAA South Regional (Baton Rouge, La.)

Cal State Fullerton 7, NE Louisiana 6
Cal State Fullerton 9, James Madison 1
Cal State Fullerton 17, Rice 7
Cal State Fullerton 8, Rice 7

1995 NCAA West Regional (Fresno, Calif.)

SW Missouri State 14, Long Beach State 11
 Long Beach State 14, Pepperdine 3
 USC 6, Long Beach State 5
 Long Beach State 9, Pepperdine 5
 Long Beach State 4, USC 3
 USC 9, Long Beach State 2

1995 College World Series

Cal State Fullerton 6, Stanford 5
 Cal State Fullerton 11, Tennessee 1
 Cal State Fullerton 11, Tennessee 0
 Cal State Fullerton 11, USC 5

1996 NCAA West Regional (Stanford, Calif.)

Mississippi State 6, UC Santa Barbara 2
 Florida State 10, UC Santa Barbara 1

1996 Midwest Regional (Wichita, Kan.)

Cal State Fullerton 19, Delaware 8
 Cal State Fullerton 7, Rice 3
 Wichita State 6, Cal State Fullerton 1
 Rice 13, Cal State Fullerton 10

1996 Central I Regional (Austin, Texas)

SW Missouri State 5, Long Beach State 4
 Miami, Fla. 5, Long Beach State 2

1996 South II Regional (Baton Rouge, La.)

Tulane 10, UNLV 7
 LSU 7, UNLV 6

1997 South I Regional (Baton Rouge, La.)

Long Beach State 1, Oklahoma 0
 South Alabama 12, Long Beach State 4
 Long Beach State 14, UNC Greensboro 4
 LSU 14, Long Beach State 7 (11)

1997 Central Regional (Lubbock, Texas)

Clemson 13, Nevada 9
 Nevada 7, SW Texas State 1
 SW Missouri State 10, Nevada 9

1997 West Regional (Stanford, Calif.)

Santa Clara 5, Cal State Fullerton 0
 Cal State Fullerton 8, Northeastern 4
 Fresno State 8, Cal State Fullerton 7

1998 South II Regional (Baton Rouge, La.)

Cal State Fullerton 16, Harvard 1
 Cal State Fullerton 10, Tulane 6
 LSU 13, Cal State Fullerton 11
 Cal State Fullerton 11, Harvard 7
 LSU 14, Cal State Fullerton 3

1998 West Regional (Stanford, Calif.)

North Carolina State 12, Long Beach State 3
 Long Beach State 19, Loyola Marymount 9
 Long Beach State 5, Stanford 1
 Long Beach State 10, North Carolina State 6
 Long Beach State 5, Alabama 3

1998 College World Series

Miami, Fla. 3, Long Beach State 1
 Long Beach State 7, Florida State 4
 Long Beach State 6, Miami, Fla. 3
 Arizona State 14, Long Beach State 4

1999 Notre Dame Regional (South Bend, Ind.)

Cal State Fullerton 6, Michigan 5
 Cal State Fullerton 6, Notre Dame 3
 Cal State Fullerton 9, Michigan 4

1999 Texas A&M Regional (College Station, Texas)

Long Beach State 4, Mississippi 3 (10)
 Long Beach State 7, Texas A&M 5
 Texas A&M 9, Long Beach State 5
 Texas A&M 17, Long Beach State 7

1999 Stanford Regional (Stanford, Calif.)

North Carolina 8, Nevada 5 (12)
 Nevada 4, Loyola Marymount 3
 Nevada 5, North Carolina 1
 Stanford 7, Nevada 4

1999 Ohio State Super Regional (Columbus, Ohio)

Ohio State 10, Cal State Fullerton 7
 Cal State Fullerton 11, Ohio State 5
 Cal State Fullerton 13, Ohio State 2

1999 College World Series

Stanford 9, Cal State Fullerton 2
 Cal State Fullerton 4, Texas A&M 2
 Florida State 7, Cal State Fullerton 2

2000 Cal State Fullerton Regional (Fullerton, Calif.)

Loyola Marymount 6, Cal State Fullerton 4
 Cal State Fullerton 8, Virginia Tech 6
 Cal State Fullerton 5, Loyola Marymount 2
 USC 8, Cal State Fullerton 3

2000 Stanford Regional (Stanford, Calif.)

Alabama 8, Nevada 2
 Nevada 13, Fresno State 5
 Alabama 6, Nevada 5

2001 Cal State Fullerton Regional (Fullerton, Calif.)

Cal State Fullerton 17, Temple 3
 Cal State Fullerton 13, Arizona State 3
 Texas Tech 11, Cal State Fullerton 5
 Cal State Fullerton 9, Texas Tech 2

2001 Notre Dame Regional (South Bend, Ind.)

Florida International 17, UC Santa Barbara 4
 UC Santa Barbara 13, Wisconsin-Milwaukee 12
 Notre Dame 11, UC Santa Barbara 10 (10)

2001 Stanford Regional (Stanford, Calif.)

Texas 11, Long Beach State 2
 Marist 7, Long Beach State 6

2001 CS Fullerton Super Regional (Fullerton, Calif.)

Cal State Fullerton 13, Mississippi State 2
 Cal State Fullerton 9, Mississippi State 3

2001 College World Series

Cal State Fullerton 5, Nebraska 4
 Stanford 5, Cal State Fullerton 2 (10)
 Cal State Fullerton 11, Tulane 2
 Stanford 4, Cal State Fullerton 1

2002 Stanford Regional (Stanford, Calif.)

Long Beach State 6, San Jose State 3
 Stanford 3, Cal State Fullerton 2 (13)
 Cal State Fullerton 9, San Jose State 1
 Stanford 5, Long Beach State
 Long Beach State 4, Cal State Fullerton 0
 Stanford 8, Long Beach State 4

2002 USC Regional (Los Angeles, Calif.)

Cal State Northridge 7, Maine 4
 USC 7, Cal State Northridge 5
 BYU 7, Cal State Northridge 2

2003 Stanford Regional (Stanford, Calif.)

UC Riverside 10, Richmond 8
 Stanford 13, UC Riverside 6
 UC Riverside 1, Richmond 8

2003 Long Beach State Regional (Long Beach, Calif.)

Long Beach State 6, Pepperdine 1
 Long Beach State 7, Washington 2
 Long Beach State 7, Washington 2

2003 Cal State Fullerton Regional (Fullerton, Calif.)

Cal State Fullerton 3, San Diego 1
 Cal State Fullerton 4, Notre Dame 3
 Cal State Fullerton 8, Notre Dame 1

2003 Stanford Super Regional (Stanford, Calif.)

Stanford 5, Long Beach State 1
 Stanford 4, Long Beach State 2

2003 CS Fullerton Super Regional (Fullerton, Calif.)

Cal State Fullerton 5, Arizona State 1
 Arizona State 7, Cal State Fullerton 6
 Cal State Fullerton 7, Arizona State 1

2003 College World Series

LSU 2, Cal State Fullerton 8
 Cal State Fullerton 6, Stanford 5
 Stanford 5, Cal State Fullerton 3
 Cal State Fullerton 5, Stanford 7 (10 inn.)

Big West in NCAA Tournament (as of June 8, 2003)

	<u>YRS</u>	<u>REG</u>	<u>CWS</u>	<u>ALL</u>
Cal State Fullerton	17	54-21	15-14	69-35
Long Beach State	13	33-20	6-8	39-28
UC Santa Barbara	6	4-13	0-0	4-13
Cal State Northridge	1	1-2	0-0	1-2
UC Riverside	1	1-2	0-0	1-2
*UNLV	3	2-6	0-0	2-6
*San Jose State	1	1-2	0-0	1-2
*Nevada	4	5-8	0-0	5-8
*Fresno State	6	14-10	1-4	15-14
*Cal State LA	2	1-4	0-0	1-4
Totals		117-88	22-26	138-114

All-Time NCAA Tournament Records (Division I Only)

	<u>YRS</u>	<u>REG</u>	<u>CWS</u>	<u>ALL</u>
Cal State Fullerton	25	70-33	25-18	90-50
Long Beach State	13	33-20	6-8	36-26
UC Santa Barbara	9	6-17	0-0	6-17
Cal State Northridge	5	10-10	0-0	10-10
UC Riverside	1	1-2	0-0	1-2
Totals		174-148	35-32	209-180

NCAA Stats as of 6/28/03

Batting Average

Name	G	AB	Hits	Avg
22. Ryan Harvey, UCR	56	236	97	.411

Wins

Name	App.	IP	Wins
t-3. Jered Weaver, LBSU	19	133.1	14
t-12. A.J. Shappi, UCR	17	113.0	11
t-12. Abe Alvarez, LBSU	18	122.2	11
t-25. Jaymie Torres, UCR	17	110.0	10

Doubles per Game

Name	G	2B	Avg.
21. Shane Costa, CSF	66	28	0.42
38. Billy Saul, CP	48	19	0.40
44. Richie Burgos, CSF	54	20	0.37

Triples per Game

Name	G	3B	Avg.
35. Chris Klemm, UCI	56	6	0.11

ERA

Name	IP	ER	ERA
16. Jered Weaver, LBSU	133.1	29	1.96
19. Jason Windsor, CSF	95.1	25	1.98
31. Abe Alvarez, LBSU	122.2	32	2.35
80. Cesar Ramos, LBSU	88.1	28	2.85

Stolen Bases per Game

Name	G	SB	Avg.
56. Shane Costa, CSF	66	28	0.42
t-58. Kyle Boyer, CSF	63	26	0.41

Strikeouts Per Nine Innings

Name	IP	K	Avg.
52. Leo Rosales, CSN	108.1	117	9.7
53. Jered Weaver, LBSU	133.1	144	9.7

Saves

Name	App.	IP	Saves
t-24. Carlos Muniz, LBSU	26	28.2	11

Runs Per Game

Name	G	Runs	Avg.
t-32. Brian Wahlbrink, UCR	58	68	1.17
35. Ryan Harvey, UCR	56	65	1.16

At-Bats Per Strikeouts

Name	AB	K	Avg.
31. Todd Jennings, LBSU	213	14	15.2

Hitting

Team	G	AB	Hits	Avg.
------	---	----	------	------

4. UC Riverside	58	2081	695	.334
10. Cal State Fullerton	66	2338	769	.329

ERA

Team	IP	ER	ERA
3. Cal State Fullerton	586.1	187	2.87
5. Long Beach State	544.1	181	2.99
30. UC Irvine	500.2	212	3.81

Fielding Percentage

Team	PO	E	Pct.
1. Long Beach State	1633	45	.980
14. UC Riverside	1554	62	.972
20. Cal State Fullerton	1759	72	.971

Scoring

Team	G	R	Avg.
20. Cal State Fullerton	66	519	7.9
25. UC Riverside	58	443	7.6

W-L Percentage

Team	G	W-L	Pct.
7. Cal State Fullerton	66	50-16	.758
19. UC Riverside	58	41-17	.707
t-33. Long Beach State	61	41-20	.672

Home Runs Per Game

Team	G	HR	Avg.
41. UC Riverside	58	63	1.09

Doubles Per Game

Team	G	2B	Avg.
8. Cal State Fullerton	66	160	2.42
29. Cal Poly	56	124	2.21

Triples Per Game

Team	G	3B	Avg.
26. Cal State Fullerton	66	25	0.38
30. Long Beach State	61	22	0.36
t-31. UC Irvine	56	20	0.36
t-46. UC Riverside	58	19	0.33

Stolen Bases Per Game

Team	G	SB	Avg.
31. Cal State Fullerton	66	116	1.76

Slugging Percentage

Team	AB	TB	Avg.
19. UC Riverside	2081	1043	.501

Double Plays Per Game

Team	G	DP	Avg.
t-2. Cal Poly	56	64	1.14
9. Cal State Fullerton	66	72	1.09
t-29. UC Santa Barbara	53	54	1.02

Big West Conference Record Watch

Career**Saves**

1. Gabe Gonzalez, LBSU (1992-95)	46
2. Chad Cordero, CSF	34

Doubles

1. Chad Peshke, UCSB (1998-01)	68
2. Jeff Antoon, UCSB (1989-92)	67
3. Shane Costa, CSF	63
David Bacani, CSF (1998-01)	63

Season**Wins**

1. Ted Silva, CSF (1995)	18
2. Daniel Choi, LBSU (1993)	17
3. Bobby Jones, FS (1991)	16
Mark Gardner, FS (1985)	16
5. Kirk Saarloos, CSF (2001)	15
Kyle Abbott, LBSU (1989)	15
Rich Crane, FS (1988)	15
John Salles, FS (1988)	15
9. Jered Weaver, LBSU	14
Darrell Rasner, UN (2000)	14
Scott Rivette, LBSU (1994)	14
Donovan Osborne, UNLV (1989)	14
Erik Schullstrom, FS (1988)	14

Saves

1. Gabe Gonzalez, LBSU (1995)	20
2. Ara Petrosian, LBSU (1997)	15
3. Chad Cordero, CSF (2001)	14
Ryan Brannan, LBSU (1996)	14
Jon Graves, LBSU (1992)	14
6. Ted Silva, CSF (1994)	13
Gabe Gonzalez, LBSU (1993)	13
8. Chad Cordero, CSF (2002)	12
Gabe Gonzalez, LBSU (1994)	12
10. Carlos Muniz, LBSU	11

ERA (50-99 IP)

1. Gabe Gonzalez, LBSU (1994)	1.24
2. Brad Kelley, FS (1974)	1.54
3. Chad Cordero, CSF	1.58
4. Gary Kelley, CSLA (1970)	1.72
5. Pete Martinez, UOP (1972)	1.75
6. Chad Cordero, CSF (2001)	1.83
7. Jason Windsor, CSF	1.98

Doubles

1. John Eccles, CSF (1986)	29
2. Shane Costa, CSF	28

3. Aaron Rowand, CSF (1998)	27
Jason Moler, CSF (1992)	27
Don Barbara, LBSU (1990)	27
Mark Kotsay, CSF (1996)	27
7. Steve Hosey, FS (1988)	26
8. Nick Covarrubias, LBSU (2002)	25
Terrel Sledge, LBSU (1998)	25
Bryan Kennedy, LBSU (1998)	25
Taber Maier, CP (1997)	25
Justin Drizos, UN (1994)	25
Richie Burgos, CSF	25

BOLD - 2003 Big West season**Freshman****Games Played**

1. Bryan Kennedy, LBSU (1998)	67
2. Jeff Liefer, LBSU (1993)	63
3. <i>Justin Turner, CSF</i>	62
Todd Johnson, FS (1990)	62

Hit By Pitch

1. David Bacani, CSF (1998)	30
2. Bryan Kennedy, LBSU (1998)	24
3. Matt Maguire, UN (1999)	22
4. <i>Danny Dorn, CSF</i>	20
5. C.J. Ankrum, CSF (1995)	17
6. Chris Malec, UCSB (2002)	15
7. Joe Inglett, UN (1997)	12
8. Shane Costa, CSF (2001)	11
9. <i>Justin Turner, CSF</i>	10
Billy Saul, CP (2001)	10

RBI

1. Bryan Kennedy, LBSU (1998)	81
2. Chris Malec, UCSB (2002)	60
3. Todd Johnson, FS (1990)	56
4. Kevin Eberwein, UNLV (1996)	55
5. Jeff Liefer, LBSU (1993)	54
<i>Danny Dorn, CSF</i>	54

Wins

1. Darrel Rasner, UN (2000)	14
Erik Schullstrom, FS (1988)	14
3. Andy Croghan, LBSU (1989)	12
4. Donovan Osborne, UNLV (1988)	10
5. <i>Dustin Miller, CSF</i>	9

Saves

1. Chad Cordero, CSF (2001)	14
2. Bobby Jones, FS (1989)	11

3. Chris Quiroz, UCSB (1999)	10
4. <i>Steve Morlock, UCSB</i>	9

Strikeouts

1. Erik Shullstrom, FS (1988)	146
2. Barry Zito, UCSB (1997)	123
3. Rocky Biddle, LBSU (1995)	122
4. Andy Croghan, LBSU (1989)	109
5. <i>Dustin Miller, CSF</i>	97
Darrell Rasner, UN	97

ERA (50-99 IP)

1. Brad Kelley, FS (1974)	1.54
2. Chad Cordero, CSF (2001)	1.83
3. Bobby Jones, FS (1989)	2.15
4. <i>Ryan Schreppel, CSF</i>	2.45
5. Dan Grimm, FS (1971)	2.51
6. <i>Cesar Ramos, LBSU</i>	2.85

ERA (100+ IP)

1. Erik Shullstrom, FS (1988)	2.40
2. Darric Merrell, CSF (2001)	2.95
3. Andy Croghan, LBSU (1989)	3.16
4. <i>Dustin Miller, CSF</i>	3.33

ITALICS - 2003 Big West freshman

Most Multiple Hit Games

<u>Name, School</u>	<u>No.</u>
Ryan Harvey, UC Riverside	32
Shane Costa, Cal State Fullerton	32
Sam Herbert, Cal Poly	28
Brian Wahlbrink, UC Riverside	26
Randy Blood, UC Riverside	25
Justin Turner, Cal State Fullerton	24
Kyle Boyer, Cal State Fullerton	24
Ronnie Prettyman, Cal State Fullerton	24
Tony Festa, UC Riverside	23
P.J. Pillitere, Cal State Fullerton	22
Chris Klemm, UC Irvine	22
Brad Davis, Long Beach State	21
Nate Sutton, UC Santa Barbara	21
Adam Leavitt, Cal Poly	20
Matt Cunningham, UC Riverside	20
Richie Burgos, Cal State Fullerton	19
Adam Heether, LBSU	19
Aaron Harper, Pacific	19

Most Multiple RBI Games

<u>Name, School</u>	<u>No.</u>
Randy Blood, UC Riverside	16
Shane Costa, Cal State Fullerton	16
Pat Breen, Cal Poly	15
Kevin Mangels, UC Riverside	14
Tony Festa, UC Riverside	13
Danny Dorn, Cal State Fullerton	12
Ryan Harvey, UC Riverside	12
Ronnie Prettyman, Cal State Fullerton	11
Justin Smyres, Cal State Fullerton	11
Brian Wahlbrink, UC Riverside	11
Kyle Boyer, Cal State Fullerton	11
Troy Tulowitzki, Long Beach State	11

Longest Hitting Streaks

<u>Name, School</u>	<u>No.</u>
Todd Jennings, Long Beach State	28
Ryan Harvey, UC Riverside	20
Matt Cunningham, UC Riverside	17
Cory Lake, Pacific	16
Sam Herbert, Cal Poly	16
Tim Hutting, Long Beach State	16
Chase Headley, Pacific	16
John Bowker, Long Beach State	15
Brian Wahlbrink, UC Riverside	15
Jordan Szabo, UC Irvine	14
Brian Emmons, UC Riverside	14
Brad Davis, Long Beach State	13
Mike Hofius, Long Beach State	13
Brett Dalton, UC Irvine	13
Josh Mayo, Cal Poly	13
Kyle Wilson, Cal Poly	12
Ronnie Prettyman, Cal State Fullerton	12
Shane Costa, Cal State Fullerton	12
Randy Blood, UC Riverside	12

* - current

^ - streak dating back to last season totals 21

Big West Players of the Week

<u>Date</u>	<u>Player</u>	<u>Team</u>	<u>Pos.</u>
2/3	Ryan Harvey, Jr.	UCR	OF
2/10	Josh Snook, Sr.	UOP	OF
	Danny Dorn, Fr.	CSF	OF
2/17	Shane Costa, Jr.	CSF	OF
2/24	Matt Fisher, Jr.	UCI	2B
3/3	Tim Hutting, Sr.	LBSU	2B/SS
3/10	Ronnie Prettyman, So.	CSF	DH
3/17	Tony Festa, Jr.	UCR	3B
3/24	Randy Blood, Sr.	UCR	SS
3/31	Josh Snook, Sr.	UOP	OF
4/7	Chris Klemm, Sr.	UCI	OF
4/14	Danny Dorn, Fr.	CSF	OF
4/21	Shane Costa, Jr.	CSF	OF
4/28	Richie Burgos, Jr.	CSF	1B
5/5	Randy Blood, Jr.	UCR	SS
5/12	Troy Tulowitzki	LBSU	SS
5/19	Kurt Suzuki, So.	CSF	C

Big West Pitchers of the Week

<u>Date</u>	<u>Player</u>	<u>Team</u>	<u>Thr.</u>
2/3	Dustin Miller, Fr.	CSF	RHP
2/10	Wes Littleton, Jr.	CSF	RHP
2/17	A.J. Shappi, So.	UCR	RHP
2/24	Dustin Miller, Fr.	CSF	RHP
3/3	Jered Weaver, So.	LBSU	RHP
	Ryan Schreppel, Fr.	CSF	LHP
3/10	Neil Jamison, So.	LBSU	RHP
3/17	Carlos Muniz, Sr.	LBSU	RHP
3/24	Jason Windsor, Jr.	CSF	RHP
3/31	Garrett Olson, Fr.	CP	LHP
	Dustin Miller, Fr.	CSF	RHP
4/7	Ricky Romero, Fr.	CSF	LHP
	Jered Weaver, So.	LBSU	RHP
4/14	Brett Smith, So.	UCI	RHP
4/21	Paul French, Sr.	UCI	RHP
4/28	Jaymie Torres, Jr.	UCR	RHP
5/5	Julio Fernandez, Jr.	UCR	RHP
5/12	Jered Weaver, So.	LBSU	RHP
	Dennis LeDuc, So.	CP	RHP
5/19	Jered Weaver, So.	LBSU	RHP

Big West vs. the Nation

America East	0-0
Atlantic 10	1-1
Big East	2-0
Big South	1-0
Big Ten	1-6
Big 12	4-6
Conference USA	2-0
Ivy League	3-2
Mid-American	1-0
Mid-Eastern Athletic	5-0
Mid-Continent	5-1
Missouri Valley	2-0
Mountain West	13-10
Pac-10	38-43
Southeastern	3-1
West Coast	41-25-1
Western Athletic	16-14
Independents	7-6
Non Division I	2-0
Totals	148-115-1

Against Ranked Opponents*

(Baseball America, Collegiate Baseball or Sports Weekly)

Cal Poly	0-11
Cal State Fullerton	15-5
Cal State Northridge	2-9
Long Beach State	19-14
UC Irvine	2-12
UC Riverside	6-5
UC Santa Barbara	2-6
Pacific	0-6

* opponents ranked at time of game

2003 All-Big West Teams

First Team

<u>Pos.</u>	<u>Name, School</u>	<u>Yr.</u>
C	Todd Jennings, LBSU	Jr.
1B	Kevin Mangels, UCR	Jr.
2B	Adam Leavitt, CP	Jr.
3B	Tony Festa, UCR	Jr.
SS	Randy Blood, UCR	Sr.
OF	Shane Costa, CSF	Jr.
OF	Ryan Harvey, UCR	Jr.
OF	Brian Wahlbrink, UCR	Sr.
UT	Brad Davis, LBSU	So.
DH	Cory Lake, UOP	Sr.
SP	Abe Alvarez, LBSU	Jr.
SP	Jaymie Torres, UCR	Jr.
SP	Jered Weaver, LBSU	So.
RP	Chad Cordero, CSF	Jr.

Honorable Mention

<u>Pos.</u>	<u>Name, School</u>	<u>Yr.</u>
C	P.J. Pillitere, CSF	Jr.
SS	Justin Smyres, CSF	Sr.
OF	Kyle Boyer, CSF	Jr.
OF	Pat Breen, CP	Jr.
OF	John Bowker, LBSU	Fr.
OF	Matt Cunningham, UCR	So.

Second Team

<u>Pos.</u>	<u>Name, School</u>	<u>Yr.</u>
C	Brian Emmons, UCR	Sr.
1B	Richie Burgos, CSF	Jr.
2B	Justin Turner, CSF	Fr.
3B	Adam Heether, LBSU	Jr.
SS	Troy Tulowitzki, LBSU	Fr.
OF	Danny Dorn, CSF	Fr.
OF	Sam Herbert, CP	Jr.
OF	Chris Klemm, UCI	Sr.
UT	Mark Wagner, UCI	Fr.
DH	Nic Rodriguez, UCSB	Sr.
SP	A.J. Shappi, UCR	So.
SP	Brett Smith, UCI	So.
SP	Jason Windsor, CSF	Jr.
RP	Neil Jamison, LBSU	So.

DH	Sergio Pedroza, CSF	Fr.
SP	Wes Littleton, CSF	Jr.
SP	Dustin Miller, CSF	Fr.
SP	Leo Rosales, CSN	Sr.
RP	Carlos Muniz, LBSU	Sr.
RP	Steve Schroer, UCI	So.

Collegiate Baseball (Final)

	<u>Team</u>	<u>Record</u>	<u>Pvs.</u>
1.	Rice	58-12	1
2.	Stanford	51-18	3
3.	Cal State Fullerton	50-16	2
4.	Texas	50-20	5
5.	Miami (Fla.)	45-17	6
6.	South Carolina	45-22	7
7.	LSU	45-22	4
8.	Southwest Missouri State	40-26	8
9.	Florida State	54-13	9
10.	Arizona State	54-14	10
11.	Long Beach State	41-20	11
12.	North Carolina State	45-18	12
13.	Baylor	45-23	13
14.	Georgia Tech	44-18	14
15.	Nebraska	47-18	15
16.	Houston	37-30	16
17.	Texas A&M	45-19	17
18.	Ohio State	44-21	18
19.	North Carolina	42-23	19
20.	Auburn	42-21	20
21.	Richmond	48-15	21
22.	Lamar	40-18	22
23.	Florida Atlantic	47-16	23
24.	Mississippi State	42-20	24
25.	Southern Mississippi	47-16	25

Baseball America (Final)

	<u>Team</u>	<u>Record</u>	<u>Pvs.</u>
1.	Rice	58-12	1
2.	Stanford	51-18	3
3.	Cal State Fullerton	50-16	2
4.	Texas	50-20	4
5.	LSU	45-22	5
6.	Florida State	54-13	6
7.	Arizona State	54-14	7
8.	Miami (Fla.)	45-17	8
9.	Long Beach State	41-20	9
10.	South Carolina	45-22	10
11.	Baylor	45-23	11
12.	North Carolina State	45-18	12
13.	Nebraska	47-18	13
14.	Texas A&M	45-19	14
15.	Southern Mississippi	47-16	15
16.	Southwest Missouri State	40-24	16
17.	Georgia Tech	44-18	17
18.	Auburn	42-21	18
19.	North Carolina	42-23	19
20.	UNLV	47-17	20
21.	Ohio State	44-21	21
22.	Houston	37-30	22
23.	Florida Atlantic	47-16	23
24.	Mississippi State	42-20	24
25.	Washington	42-18	25

Sports Weekly/ESPN (Final)

	<u>Team</u>	<u>Record</u>	<u>Pvs.</u>
1.	Rice (41)	58-12	1
2.	Stanford	51-18	2
3.	Cal State Fullerton	50-16	3
4.	Texas	50-20	6
5.	Miami (Fla.)	45-17	14
6.	LSU	45-22	11
7.	South Carolina	45-22	24
8.	Florida State	54-13	1
9.	Arizona State	54-14	4
10.	Long Beach State	41-20	8
11.	Southwest Missouri State	40-26	NR
12.	North Carolina State	45-18	12
13.	Baylor	45-23	15
14.	Nebraska	47-18	9
15.	Texas A&M	45-19	10
16.	Georgia Tech	44-18	7
17.	Auburn	42-21	13
18.	Southern Mississippi	47-16	17
19.	Mississippi State	42-20	16
20.	Ohio State	44-21	NR
21.	North Carolina	42-23	NR
22.	UNLV	47-17	20
23.	Richmond	48-15	18
24.	Houston	37-30	NR
25.	Florida Atlantic	47-16	19

Cal State Fullerton

(48-14, 15-6)

<u>Date</u>	<u>Opponent</u>	<u>Time</u>
1/31	No. 3 Stanford	W, 7-3
2/1	No. 3 Stanford	W, 10-2
2/3	No. 3 Stanford	W, 8-2
2/7	at Fresno State	W, 12-0
2/8	at Fresno State	W, 10-1
2/9	at Fresno State	W, 10-4
2/12	UCLA	ppd
2/14	at UNLV	W, 23-3
2/15	at UNLV	W, 14-1
2/16	at UNLV	L, 8-6
2/21	Nevada	(14) W, 10-9
2/22	Nevada	W, 7-0
2/23	Nevada	W, 5-2
2/28	No. 21 Tulane^	W, 2-1
3/1	No. 6 Texas^	W, 14-4
3/2	UCLA^	W, 7-1
3/4	Pepperdine	W, 11-2
3/7	at Minnesota	L, 7-1
3/8	at Minnesota	W, 6-1
3/9	at Minnesota	(8) L, 8-7
3/11	San Diego	W, 16-6
3/14	at USC	L, 3-2
3/15	USC	ppd
3/16	at USC	W, 11-3
3/19	at Loyola Marymount	L, 3-2
3/21	Cal State Northridge	W, 10-0
3/22	Cal State Northridge	W, 7-6
3/23	Cal State Northridge	W, 10-1
3/25	at San Diego	W, 6-1
3/28	at No. 5 Long Beach State	L, 3-2
3/29	at No. 5 Long Beach State	W, 7-0
3/30	at No. 5 Long Beach State	W, 7-5
4/2	at Pepperdine	L, 2-1
4/4	Pacific*	W, 10-1
4/5	Pacific*	W, 7-0
4/6	Pacific*	W, 4-2
4/8	Loyola Marymount	W, 22-6
4/11	at Cal State Northridge*	L, 6-4
4/12	at Cal State Northridge*	W, 3-0
4/13	at Cal State Northridge*	W, 13-4
4/15	UCLA	W, 13-2
4/17	UC Santa Barbara*	W, 8-3
4/18	UC Santa Barbara*	W, 16-7
4/19	UC Santa Barbara*	W, 14-4
4/22	at UCLA	W, 11-1
4/25	at Cal Poly*	W, 11-3
4/26	at Cal Poly*	W, 26-7
4/27	at Cal Poly*	W, 4-3
5/2	at UC Riverside*	L, 13-3
5/3	at UC Riverside*	L, 4-3
5/4	at UC Riverside*	L, 5-1
5/5	USC%	W, 8-2
5/9	UC Irvine*	L, 5-3
5/10	UC Irvine*	W, 6-4
5/11	UC Irvine*	W, 9-1
5/16	No. 3 Long Beach State*	W, 4-3
5/17	No. 3 Long Beach State*	L, 4-1
5/18	No. 3 Long Beach State*	W, 9-7
5/30	San Diego\$	W, 3-1
5/31	No. 25^{sw} Notre Dame\$	W, 4-3
6/1	No. 25^{sw} Notre Dame\$	W, 8-1
6/6	No. 5 Arizona State#	W, 5-1
6/7	No. 5 Arizona State#	L, 7-6
6/8	No. 5 Arizona State#	W, 7-1
6/13	vs. No. 5 LSU&	W, 8-2
6/15	vs. No. 3 Stanford&	W, 6-5
6/18	vs. No. 3 Stanford&	L, 5-3
6/19	vs. No. 3 Stanford&	(10) L, 7-5

& College World Series (Omaha, Neb.)
 # NCAA Super Regional (Fullerton, Calif.)
 \$ NCAA Regional (Fullerton, Calif.)
 ^Kia Baseball Bash (Fullerton, Calif.)
 % at Edison Field (Anaheim, Calif.)
^{sw} Sports Weekly/ESPN Ranking
 *Big West Conference game
 Home games in **bold**

Long Beach State

(41-20, 16-5)

<u>Date</u>	<u>Opponent</u>	<u>Time</u>
1/31	No. 8 Arizona State	W, 11-5
2/1	No. 8 Arizona State	L, 3-0
2/2	No. 8 Arizona State	L, 4-2
2/7	at No. 6 USC	W, 6-0
2/8	No. 6 USC	W, 7-1
2/9	at No. 6 USC	L, 12-7
2/14	Washington State	W, 7-1
2/15	Washington State	W, 11-0
2/16	Washington State	W, 9-4
2/21	No. 25^{sw} California	W, 1-0
2/22	No. 25^{sw} California	L, 6-3
2/23	No. 25^{sw} California	W, 6-1
2/28	No. 13 LSU	W, 12-1
3/1	No. 13 LSU	W, 5-1
3/2	No. 13 LSU	L, 7-2
3/4	San Diego State	(10) W, 5-4
3/7	at No. 6 Baylor	L, 6-5
3/8	at No. 6 Baylor	W, 7-1
3/9	at No. 6 Baylor	W, 7-3
3/12	at San Diego State	W, 14-11
3/15	at No. 22 ^{sw} Wichita State	W, 4-3
3/16	at No. 22 ^{sw} Wichita State	W, 7-5
3/19	at Pepperdine	L, 4-2
3/25	UCLA	W, 2-0
3/28	No. 4 Cal State Fullerton	W, 3-2
3/29	No. 4 Cal State Fullerton	L, 7-0
3/30	No. 4 Cal State Fullerton	L, 7-5
4/1	Loyola Marymount	L, 11-6
4/4	Cal State Northridge*	W, 3-1
4/5	Cal State Northridge*	W, 1-0
4/6	Cal State Northridge*	L, 3-2
4/8	at UCLA	W, 5-3
4/11	at UC Irvine*	W, 9-4
4/12	at UC Irvine*	L, 7-1
4/13	at UC Irvine*	W, 11-1
4/17	Cal Poly*	W, 4-2
4/18	Cal Poly*	W, 2-1
4/19	Cal Poly*	W, 10-1
4/22	at Loyola Marymount	W, 11-5
4/25	at UC Santa Barbara*	L, 6-5
4/26	at UC Santa Barbara*	W, 11-3
4/27	at UC Santa Barbara*	W, 9-3
4/30	at Fresno State	(11) L, 5-3
5/2	at Pacific*	W, 16-2
5/3	at Pacific*	W, 7-2
5/4	at Pacific*	W, 6-2
5/6	Pepperdine	W, 6-1
5/9	No. 18 UC Riverside*	W, 9-4
5/10	No. 18 UC Riverside*	W, 6-2
5/11	No. 18 UC Riverside*	W, 8-3
5/16	at No. 4 Cal State Fullerton*	L, 4-3
5/17	at No. 4 Cal State Fullerton*	W, 4-1
5/18	at No. 4 Cal State Fullerton*	L, 9-7
5/22	No. 21 Miami (Fla.)	L, 6-4
5/23	No. 21 Miami (Fla.)	L, 3-2
5/24	No. 21 Miami (Fla.)	W, 7-3
5/30	Pepperdine\$	W, 6-1
5/31	No. 24 Washington\$	W, 7-2
6/1	No. 24 Washington\$	W, 7-2
6/6	at No. 4 Stanford#	L, 5-1
6/7	at No. 4 Stanford#	L, 4-2

NCAA Super Regional (Stanford, Calif.)
 \$ NCAA Regional (Long Beach, Calif.)
 *Big West Conference game
^{sw} Sports Weekly/ESPN ranking
 Home games in **bold**

Cal Poly			UC Santa Barbara			Cal State Northridge		
(27-28-1, 9-12)			(25-28, 8-13)			(14-42, 8-13)		
Date	Opponent	Time	Date	Opponent	Time	Date	Opponent	Time
1/24	at San Diego	W, 12-5	1/31	San Diego State	W, 2-1	1/31	at UCLA	W, 8-6
1/25	at San Diego	L, 4-1	2/1	San Diego State	L, 10-2	2/1	at UCLA	L, 17-6
1/26	at San Diego	L, 18-6	2/2	San Diego State	L, 6-3	2/2	UCLA	L, 13-8
1/31	Saint Mary's	W, 9-1	2/4	No. 6 USC	L, 5-2	2/7	Nevada	L, 6-2
2/1	Saint Mary's	(10) W, 5-4	2/7	vs. No. 11 Houston^	(12) W, 4-2	2/8	Nevada	W, 6-2
2/2	Saint Mary's	W, 6-5	2/8	vs. Washington^	L, 6-5	2/9	Nevada	W, 4-3
2/7	San Jose State	L, 12-1	2/9	at Pepperdine^	L, 5-2	2/11	San Diego	ppd
2/8	San Jose State	W, 5-4	2/14	at San Jose State	L, 8-3	2/14	Utah	L, 5-4
2/9	San Jose State	(10) L, 12-9	2/15	at San Jose State	L, 6-3	2/15	Utah	L, 5-4
2/15	vs. BYU^	L, 11-1	2/16	at San Jose State	W, 12-11	2/16	Utah	L, 7-5
2/15	vs. Missouri^	W, 4-2	2/18	UCLA	W, 7-5	2/18	at Loyola Marymount	L, 12-4
2/15	vs. Northwestern^	cancelled	2/21	Santa Clara	W, 5-1	2/21	at UC Riverside	L, 11-8
2/15	vs. Northwestern^	cancelled	2/22	Santa Clara	L, 13-6	2/22	at UC Riverside	L, 5-2
2/21	Loyola Marymount	L, 5-4	2/23	Santa Clara	(10) W, 5-4	2/23	at UC Riverside	(10) L, 4-3
2/22	Loyola Marymount	L, 11-9	2/28	Sacramento State	L, 4-1	2/27	vs. Oregon State^	L, 10-6
2/23	Loyola Marymount	W, 3-1	3/1	Sacramento State	W, 4-3	2/28	vs. Oregon State^	W, 10-8
2/28	at Santa Clara	W, 11-3	3/2	Sacramento State	W, 11-1	3/1	vs. Washington#	L, 21-10
3/1	at Santa Clara	L, 11-10	3/5	at Westmont	W, 18-3	3/1	vs. San Diego State#	L, 5-4
3/2	at Santa Clara	W, 9-6	3/7	at Loyola Marymount	(11) W, 6-2	3/2	vs. San Diego#	L, 12-0
3/4	at Fresno State	W, 13-3	3/8	at Loyola Marymount	W, 14-8	3/6	at No. 4 Arizona State%	L, 10-2
3/10	vs. North Carolina-Asheville#	W, 11-3	3/9	at Loyola Marymount	L, 8-5	3/7	vs. Utah%	W, 9-8
3/11	vs. Bowling Green#	W, 13-2	3/14	UC Riverside	W, 6-3	3/8	vs. Southern Utah%	L, 9-8
3/12	vs. Gonzaga#	T, 8-8	3/15	UC Riverside	rained out	3/9	at No. 4 Arizona State%	L, 12-2
3/13	vs. Penn#	W, 9-7	3/16	UC Riverside	L, 10-6	3/11	Loyola Marymount	L, 9-4
3/14	at Fresno State#	(7) L, 3-2	3/22	at Oregon State	ppd	3/14	at Washington	L, 9-2
3/15	vs. Penn State#	L, 16-5	3/23	at Oregon State (DH)	W, 5-4; L, 4-3	3/15	at Washington	L, 11-0
3/22	Dartmouth	L, 5-2	3/24	at Oregon State	L, 6-4	3/16	at Washington	L, 7-0
3/23	Dartmouth	W, 11-2	3/28	Cal State Northridge	W, 5-4	3/21	at No. 6 Cal State Fullerton	L, 10-0
3/25	at No. 16 Nebraska	L, 8-3	3/29	Cal State Northridge	W, 6-5	3/22	at No. 6 Cal State Fullerton	L, 7-6
3/26	at No. 16 Nebraska	L, 6-0	3/30	Cal State Northridge	W, 5-4	3/23	at No. 6 Cal State Fullerton	L, 10-1
3/28	at Southern Utah (DH) (7) W, 22-1, W, 7-0		4/2	Westmont	W, 9-5	3/25	Pepperdine	W, 9-5
3/29	at Southern Utah (DH) (10) W, 16-12, W, 8-4		4/4	UC Irvine*	W, 7-4	3/28	at UC Santa Barbara	L, 5-4
4/4	UC Riverside*	(12) L, 8-7	4/5	UC Irvine*	(11) L, 7-6	3/29	at UC Santa Barbara	L, 6-5
4/5	UC Riverside*	W, 9-7	4/6	UC Irvine*	L, 6-4	3/30	at UC Santa Barbara	L, 5-4
4/6	UC Riverside*	W, 7-4	4/11	at UC Riverside*	L, 4-3	4/1	at San Diego	L, 3-2
4/11	at Pacific*	L, 14-6	4/12	at UC Riverside*	L, 10-2	4/4	at No. 8 Long Beach State*	L, 3-1
4/12	at Pacific*	W, 12-4	4/13	at UC Riverside*	L, 18-4	4/5	at No. 8 Long Beach State*	L, 1-0
4/13	at Pacific*	ppd	4/17	at No. 2 Cal State Fullerton*	L, 8-3	4/6	at No. 8 Long Beach State*	W, 3-2
4/14	at Pacific*	W, 4-0	4/18	at No. 2 Cal State Fullerton*	L, 16-7	4/11	No. 2 Cal State Fullerton*	W, 6-4
4/17	at No. 9 Long Beach State*	L, 4-2	4/19	at No. 2 Cal State Fullerton*	L, 14-4	4/12	No. 2 Cal State Fullerton*	L, 3-0
4/18	at No. 9 Long Beach State*	L, 2-1	4/22	at USC	(10) L, 13-12	4/13	No. 2 Cal State Fullerton*	L, 13-4
4/19	at No. 9 Long Beach State*	L, 10-1	4/25	No. 5 Long Beach State*	W, 6-5	4/18	UC Riverside*	L, 5-2
4/25	No. 1 Cal State Fullerton*	L, 11-3	4/26	No. 5 Long Beach State*	L, 11-3	4/19	UC Riverside*	L, 13-3
4/26	No. 1 Cal State Fullerton*	L, 26-7	4/27	No. 5 Long Beach State*	L, 9-3	4/20	UC Riverside*	W, 10-3
4/27	No. 1 Cal State Fullerton*	L, 4-3	5/2	at Cal State Northridge*	W, 7-1	4/25	at UC Irvine*	W, 4-3
5/2	at UC Irvine*	W, 4-1	5/3	at Cal State Northridge*	ppd	4/26	at UC Irvine*	L, 9-4
5/3	at UC Irvine*	L, 4-2	5/4	at Cal State Northridge* (DH)	L, 10-4; W, 7-6	4/27	at UC Irvine*	W, 13-7
5/4	at UC Irvine*	(13) L, 6-5	5/6	at UCLA	L, 8-7	4/29	at Pepperdine	L, 9-4
5/9	Cal State Northridge*	W, 10-9	5/9	Pacific*	W, 11-4	5/2	UC Santa Barbara*	L, 7-1
5/10	Cal State Northridge*	W, 6-5	5/10	Pacific*	L, 7-5	5/3	UC Santa Barbara*	ppd
5/11	Cal State Northridge*	W, 8-7	5/11	Pacific*	W, 4-3	5/4	UC Santa Barbara* (DH)	W, 10-4; L, 7-6
5/16	at UC Santa Barbara*	(14) W, 6-5	5/16	Cal Poly*	(14) L, 6-5	5/9	at Cal Poly*	L, 10-9
5/17	at UC Santa Barbara*	(12) L, 4-3	5/17	Cal Poly*	(12) W, 4-3	5/10	at Cal Poly*	L, 6-5
5/18	at UC Santa Barbara*	L, 9-5	5/18	Cal Poly*	W, 9-5	5/11	at Cal Poly*	L, 8-7
5/23	at No. 5 Stanford	L, 9-4				5/16	Pacific*	(11) W, 13-12
5/24	at No. 5 Stanford	L, 12-0				5/17	Pacific*	(16) L, 11-7
5/25	at No. 5 Stanford	L, 8-4				5/18	Pacific*	W, 5-3

^Oakland A's/Rawlings Tournament (Phoenix, Ariz.)

#Pepsi/Johnny Quik Classic (Fresno, Calif.)

*Big West Conference game

Home games in bold

^Pepperdine Tournament (Malibu, Calif.)

*Big West Conference game

Home games in bold

^at Jethawk Stadium (Lancaster, Calif.)

#Clash of the Conferences Tournament (Lancaster, Calif.)

%Bob Schaefer Memorial Tournament (Tempe, Ariz.)

*Big West Conference game

Home games in bold

Pacific

(27-27, 6-15)

Date	Opponent	Time
1/31	Nevada	W, 9-7
2/1	Nevada	L, 7-2
2/2	Nevada	W, 5-4
2/4	at Sacramento State	L, 5-4
2/7	Washington State	W, 4-1
2/8	Washington State	(11) W, 8-7
2/9	Washington State	W, 17-7
2/14	Portland	W, 2-1
2/15	Portland	W, 4-1
2/16	Portland	L, 9-6
2/21	Coppin State (DH)	W, 17-1; W, 2-1
2/22	Coppin State (DH)	W, 14-0; W, 17-3
2/23	Coppin State	W, 12-0
2/28	Saint Mary's	W, 5-4
3/1	at Saint Mary's	L, 6-0
3/2	Saint Mary's	L, 16-1
3/4	Santa Clara	W, 5-4
3/7	at Nevada	L, 14-5
3/8	at Nevada	W, 11-6
3/11	at UCLA	W, 8-4
3/14	Minnesota	L, 10-3
3/15	Minnesota	L, 4-0
3/16	Minnesota	L, 10-2
3/18	Dartmouth	W, 13-3
3/19	Dartmouth	rained out
3/20	Dartmouth	(13) L, 10-8
3/25	at Nevada	W, 17-8
3/28	Sacramento State	W, 5-4
3/29	at Sacramento State	L, 7-5
3/30	Sacramento State	L, 5-0
4/4	at No. 2 Cal State Fullerton*	L, 10-1
4/5	at No. 2 Cal State Fullerton*	L, 7-0
4/6	at No. 2 Cal State Fullerton*	L, 4-2
4/8	San Francisco	W, 3-2
4/11	Cal Poly*	W, 14-6
4/12	Cal Poly*	L, 12-4
4/13	Cal Poly*	ppd
4/14	Cal Poly*	L, 4-0
4/17	UC Irvine*	W, 5-3
4/18	UC Irvine*	W, 9-1
4/19	UC Irvine*	L, 6-1
4/23	Hawai'i-Hilo	(7) W, 10-0
4/25	at UC Riverside*	L, 10-1
4/26	at UC Riverside*	L, 10-2
4/27	at UC Riverside*	W, 11-9
5/2	No. 5 Long Beach State*	L, 16-2
5/3	No. 5 Long Beach State*	L, 7-2
5/4	No. 5 Long Beach State*	L, 6-2
5/9	at UC Santa Barbara*	L, 11-4
5/10	at UC Santa Barbara*	W, 7-5
5/11	at UC Santa Barbara*	L, 4-3
5/16	at Cal State Northridge*	(11) L, 13-12
5/17	at Cal State Northridge*	(16) W, 11-7
5/18	at Cal State Northridge*	L, 5-3

UC Irvine

(21-35, 8-13)

Date	Opponent	Time
2/4	Fresno State	L, 1-0
2/7	at Santa Clara	(10) W, 2-1
2/8	at Santa Clara	W, 9-4
2/9	at Santa Clara	(13) L, 5-4
2/11	at Pepperdine	ppd
2/14	Arizona	L, 3-0
2/15	Arizona	L, 6-0
2/16	Arizona	L, 7-1
2/18	at Fresno State	L, 9-5
2/21	at San Diego	L, 7-1
2/22	at San Diego	W, 8-4
2/23	at San Diego	W, 10-2
2/25	at No. 6 USC	L, 6-4
2/28	No. 8 Baylor	L, 4-0
3/1	No. 8 Baylor	L, 11-6
3/2	No. 8 Baylor	L, 12-9
3/7	at San Diego State	W, 10-5
3/8	San Diego State	W, 7-2
3/9	at San Diego State	L, 5-3
3/11	UNLV	W, 3-1
3/12	at Pepperdine	W, 9-4
3/14	at California	(12) L, 8-7
3/15	at California	W, 9-3
3/16	at California	L, 2-0
3/21	Washington	L, 2-0
3/22	Washington	W, 8-3
3/23	Washington	L, 3-1
3/25	at UNLV	L, 3-2
3/28	Washington State	L, 8-4
3/29	Washington State	W, 4-0
3/30	Washington State	L, 4-2
4/4	at UC Santa Barbara*	L, 7-4
4/5	at UC Santa Barbara*	(11) W, 7-6
4/6	at UC Santa Barbara*	W, 6-4
4/8	Pepperdine	W, 5-1
4/11	No. 10 Long Beach State*	L, 9-4
4/12	No. 10 Long Beach State**	W, 7-1
4/13	No. 10 Long Beach State*	L, 11-1
4/15	at Fresno State	L, 4-3
4/17	at Pacific*	L, 5-3
4/18	at Pacific*	L, 9-1
4/19	at Pacific*	W, 6-1
4/25	Cal State Northridge*	L, 4-3
4/26	Cal State Northridge*	W, 9-4
4/27	Cal State Northridge*	L, 13-7
4/29	USC^	L, 2-1
5/2	Cal Poly*	L, 4-1
5/3	Cal Poly*	W, 4-2
5/4	Cal Poly*	(13) W, 6-5
5/6	at No. 6 Arizona State	L, 11-1
5/9	at No. 4 Cal State Fullerton*	W, 5-3
5/10	at No. 4 Cal State Fullerton*	L, 6-4
5/11	at No. 4 Cal State Fullerton*	L, 9-1
5/16	at No. 22 UC Riverside*	L, 5-1
5/17	at No. 22 UC Riverside*	L, 2-1
5/18	at No. 22 UC Riverside*	L, 6-4
5/21	Hawai'i	W, 2-0

UC Riverside

(41-17, 14-7)

Date	Opponent	Time
1/31	San Francisco	W, 12-5
2/1	San Francisco	W, 14-6
2/2	San Francisco	W, 11-3
2/4	UCLA	W, 8-3
2/7	Oregon State	W, 9-6
2/8	Oregon State	L, 8-6
2/9	Oregon State	W, 10-2
2/15	San Diego	(10) W, 2-1
2/16	at San Diego	W, 1-0
2/17	San Diego	L, 6-3
2/21	Cal State Northridge	W, 11-8
2/22	Cal State Northridge	W, 5-2
2/23	Cal State Northridge	(10) W, 4-3
2/26	at Pepperdine	L, 13-10
2/28	at San Francisco	W, 19-5
3/1	at San Francisco	(10) W, 8-7
3/2	at San Francisco	W, 10-2
3/8	Oral Roberts^	W, 12-3
3/9	Saint Mary's^	W, 10-2
3/12	at UCLA	W, 10-6
3/14	at UC Santa Barbara	L, 6-3
3/15	at UC Santa Barbara	rained out
3/16	at UC Santa Barbara	W, 10-3
3/22	Sacramento State	W, 14-4
3/23	Sacramento State	W, 6-2
3/26	at Loyola Marymount	W, 5-3
3/28	at Nevada	L, 17-8
3/29	at Nevada	L, 8-6
3/30	at Nevada	(10) W, 3-2
4/1	at USC	L, 9-4
4/4	at Cal Poly*	(12) W, 8-7
4/5	at Cal Poly*	L, 9-7
4/6	at Cal Poly*	L, 7-4
4/8	No. 21 UNLV	W, 9-4
4/11	UC Santa Barbara*	W, 4-3
4/12	UC Santa Barbara*	W, 10-2
4/13	UC Santa Barbara*	W, 18-4
4/15	Pepperdine	L, 12-3
4/17	at Cal State Northridge*	W, 5-2
4/18	at Cal State Northridge*	W, 13-3
4/19	at Cal State Northridge*	L, 10-3
4/22	at No. 20 UNLV	W, 12-4
4/25	Pacific*	W, 10-1
4/26	Pacific*	W, 10-2
4/27	Pacific*	L, 11-9
4/29	San Diego State	W, 8-6
5/2	No. 1 Cal State Fullerton*	W, 13-3
5/3	No. 1 Cal State Fullerton*	W, 4-3
5/4	No. 1 Cal State Fullerton*	W, 5-1
5/6	at San Diego State	W, 15-12
5/9	at No. 3 Long Beach State*	L, 9-4
5/10	at No. 3 Long Beach State*	L, 6-2
5/11	at No. 3 Long Beach State*	L, 8-3
5/16	UC Irvine*	W, 5-1
5/17	UC Irvine*	W, 2-1
5/18	UC Irvine*	W, 6-4
5/30	vs. No. 17 ^{CB} Richmond\$	W, 10-8
5/31	at No. 3 Stanford\$	L, 13-6
5/31	vs. No. 17 ^{CB} Richmond\$	L, 8-1

(DH) - Doubleheader
 *Big West Conference game
 Home games in bold

*Big West Conference game
 Home games in bold

\$ NCAA Regional (Stanford, Calif.)
 ^Riverside RBI Tournament (Riverside, Calif.)
 *Big West Conference game
^{CB} Collegiate Baseball ranking
 Home games in bold